



July 2025

P.O. Box 4631  
Walnut Creek, CA 94596  
[www.californiawatercolor.org](http://www.californiawatercolor.org)

## Contents

56th International Exhibition Call for Artists 1

The Drawing Board 2, 8

Community Outreach 3

CWA Workshop Series 2025 CLASS SCHEDULE 4

General Information 5

June Live Meeting & Demo Recap

Follow CWA on Social Media

55th International Exhibition Catalogs for Sale

Plein Air — Old Borges Ranch, Walnut Creek 6

Board of Directors 7

Support Personnel

Volunteer Committees

How to Contact Us

Member News

Welcome New CWA Members

The Drawing Board, cont. 8

Artist Opportunity

CWA Member Resources 9

Calendar 10

CWA 56th International Exhibition

General Meetings & Demos

CWA Workshop Series

Plein Air



# California WATERCOLOR Association


• No Meeting in July • Happy Painting •

## CALIFORNIA WATERCOLOR ASSOCIATION 56th INTERNATIONAL EXHIBITION

January 31 – March 15, 2026

Juror of Selection: PAT MOSEUK

Juror of Awards: DONGFENG LI



*Motion In Space* by Pat Moseuk



*My Veteran's Day Award* by Dongfeng Li

[Click here for Prospectus](#)

Entry Deadline: October 1, 2025, 5:00 pm PDT  
\$20,000 in Anticipated Awards

[Click here to email the International Exhibition committee](#)



California Watercolor Association  
P. O. Box 4631  
Walnut Creek, CA 94596 USA  
[www.californiawatercolor.org](http://www.californiawatercolor.org)

Gallery Info:  
**Arts Benicia — Commandant's Home**  
1 Washington St., Benicia, CA 94510  
[artsbenicia.org](http://artsbenicia.org)

NEXT





## The Drawing Board

Each month a different member of the CWA Board of Directors has the opportunity to write an art-related article for our members.

### Experimental Art and Working on Yupo by Georganne Zaro, MCWA



#### What is Experimental Art?

Experimental art is about breaking the rules with purpose. It embraces risk-taking, curiosity, and innovation. It celebrates the process—exploring new ideas, techniques, and materials, often outside traditional boundaries. It's the art of discovery, where unfamiliarity is part of the magic. In short: push boundaries, explore possibilities, and embrace the unexpected.

Many years ago, I took a watercolor class at DVC with Jade Fon Woo. I watched in awe as he reverently glided his paintbrush across the paper—simple, yet graceful strokes that somehow transformed into amazing paintings. Around the same time, I attended a workshop with the watercolorist Don Osterloh. I was captivated by how painting a full-sheet watercolor created a masterpiece in about an hour using nothing but a 2-inch flat brush.

Then came the workshop that changed my whole conception of artistic expression. Maxine Masterfield, a legend in experimental art, led a session at Asilomar in Monterey, CA. Her freedom of expression, and the way she played with watercolor medium, unlocked something in me. I was so excited and stimulated by the process itself. It was how she created such beautiful exciting nonspecific works of art—the process of allowing oneself the freedom to play and explore with abandonment. I was hooked!

Even though I already had a degree in fine art, it wasn't until I encountered three specific artists and their styles that I truly fell in love with watercolor.

#### A Pause—and a Return

Life, as often happens, got in the way—career, family, and responsibilities took precedence. My paint tubes went silent,



and my brushes stood at attention in their cup—ready, but untouched. The watercolor paper was a blank face, patiently waiting. I continued to attend workshops and painted en plein air amidst my busy schedule, enough to stay connected. But it wasn't until I retired in 2010 that I returned. I was floundering a bit trying to find my voice. Then one day... I met Yupo.

#### What Is Yupo?

Yupo is a synthetic, non-absorbent paper that makes watercolor behave like it's had one too many cups of coffee. Paint doesn't soak in—it floats, dances, spreads, and blooms. It lets you explore and make wild choices without fear. Why? Because if you hate it, you can just wipe it off and start over! Like a watercolor do-over button. Yupo offers the opportunity to explore more, and take chances, and is very therapeutic. When the paint dries, its unique surface creates interesting textures and effects, resulting in unusual results. Whether painting abstractly or realistically, the painting yields different results than on traditional watercolor paper. Colors can be enhanced, bolder, and more vibrant if desired. Alternatively, the approach can be softer and more muted using different techniques. It's simply enjoyable to embrace unpredictable surprises. It's perfect for experimentation. The surface transforms even simple brush strokes into fascinating patterns. Lifting paint out becomes so easy.

#### My Wild Yupo Adventures

As I experimented more with different paints on Yupo, I discovered that Daniel Smith's mineral-based watercolors separate and settle in the most delightful, textural way on Yupo paper when dry. One of my favorite colors is Sodalite Genuine—a moody, grainy ink-like blue color with lots of granulation. It behaves like it has a mind of its own. When I

*continued on page 8*





# Community Outreach — Oakland Veterans

## Exploring Granulation and Rust

The vets and CWA volunteers began not in our regular classroom, but in the lounge area. There, Nancy Reddan received a necklace of great affection, designed by Michael Friedland. Each member of the group contributed a signed Valentine's heart along with their wishes for her continued health improvement.

Eventually, we were in the classroom. Each participant received several source photos of a rusty truck, a piece of rough watercolor paper, pencils, erasers, and pigment that was prone to granulation. Watercolor pigments granulate because their particles are denser and larger than those of other pigments. As a result, the particles sit on the surface of the paper, clump, and collect in the pockets of the rough paper giving a less intense color and textured appearance. Some granulating pigments are earth tones, Siennas, and Umbers, as well as Cobalt blue and Aquamarine Blue. Since the pigment particles rest on the surface, it's best to use a flat board without any angle to allow them to settle properly. These pigments are opaque. Once dry they lift easily. When used with a lot of water, they can create a blurry effect in the distance.



Truck Source Art



Nancy Modeling Her Heart Necklace



Cerulean Blue Test



Fine particle pigments are more transparent and vibrant, allowing them to sink into the paper more effectively. The mixing of a granular pigment with a fine particle pigment creates a color that shifts. You can create these colors yourself or use Schmincke pigments, as well as Daniel Smith's Lunar Blue and Shadow Violet, among others.

While Sheila was discussing the properties of granulation, the group was drawing their truck. After the initial drawing was complete, she suggested starting with a pink underpainting. Once the underpainting had dried—either naturally or with the help of a hair dryer—we moved on to the next step: creating a granulating test strip using burnt sienna. This would help achieve a rust-like appearance for the truck. Since this process requires time, we decided to work on the painting over two sessions.

We lined up our work along the wall. We saw that there was a wide range of progress. One person painted quite small and finished his work. Another painter painted his own truck which just happened to be the same model as our source photo. His was the most detailed and finished but still needed a background. Everyone finished their drawing and began painting. People liked the project. We look forward to meeting again and continuing our work on granulated rusty trucks.

*Sheila Cain*

Co-Director, Community Outreach





# CALIFORNIA WATERCOLOR ASSOCIATION 2025 WATERCOLOR WORKSHOP SERIES



## Keiko Tenabe Keep it Simple and Strong

3-Day In-Person Workshop

October 27–29, 2025

Intermediate (previous experience is strongly recommended)

CWA Members \$425 Non-Members \$485

Keiko was born in Kyoto, Japan, and currently resides in San Diego, California. Mostly self-taught, she began her professional art career in 2005. Since then, her paintings have been showcased in numerous national and international exhibitions, both juried and invitational, gaining worldwide recognition. Her artwork has been acquired by private and corporate collectors from around the globe. Additionally, her paintings have been published and featured in leading art magazines as well as various publications in the United States, Europe, and Asia. Since 2011, Keiko has been a sought-after workshop instructor, conducting numerous workshops and live demonstrations worldwide. She has frequently served as a juror for art exhibitions at both national and international levels. In 2018, she was appointed to the advisory board of American Watercolor Weekly. Keiko has also published several books and four DVDs.

Artist's website at [ktanabefineart.com](http://ktanabefineart.com)

LIVE



CWA is dedicated to offering our students some of the best workshops with top professional artists. We invite you to join in the fun and look forward to meeting you.

In-person workshops will be held at the Danville Ranch Clubhouse, 1895 Ridgeland Circle, Danville, CA 94526.

For detailed workshop descriptions, pricing, and online registration, please visit <http://www.californiawatercolor.org/classes.php>.

For additional information, please visit [www.californiawatercolor.org/contact.php](http://www.californiawatercolor.org/contact.php) and choose **Workshops** from the **Recipient** drop-down menu.



### Mailing Address

California Watercolor Association  
Post Office Box 4631  
Walnut Creek, CA 94596 USA

### To Email a Board, Staff or Committee Member Go To

[www.californiawatercolor.org/contact.php](http://www.californiawatercolor.org/contact.php)  
and choose a recipient from the drop down menu.

### Membership/Data Manager

Make changes to your address, phone number and email on the members home page, under membership when you're logged with a current membership account. Email [datamanager@californiawatercolor.org](mailto:datamanager@californiawatercolor.org) if you have trouble logging in.

### General Meetings

Monthly General Meetings are held on the third Wednesday of each month from 7:00 pm–9:00 pm, PDT, via Zoom, unless otherwise specified.

**There is  
no meeting in July.**

### Newsletter Distribution

To receive this newsletter electronically please contact the Webmaster with the email address at which you wish to receive the newsletter.

### CWA Photo Notice

CWA may be taking photos or videos at CWA events. Your attendance at CWA events constitutes your "permission, consent, and release" to be photographed without compensation whatsoever in perpetuity. Images may be used online and in print exclusively by CWA explicitly for publicity, information, and promotion.



### Plan Ahead!

Submissions for the newsletter must be received by the 15th of the month prior to publication!

**August Newsletter  
Deadline is July 15th.**

**[Click here to make a submission.](#)**

## June Live Meeting & Demo Recap

by Lis MacDonald

It was a fun and lively evening at the Lafayette Library with an inspiring demo by award-winning and abstract artist Pat Moseuk. Pat paints intuitively, but she adheres to the principles and elements of design to create her designs. She acknowledges that she began her career painting more realistically but later chose to create abstract works influenced by Diebenkorn and Rauschberger. "There are no mistakes in abstract art, as there is no reference to follow. Only your own vision."

Tonight's demo was a watercolor on paper. Pat admits that she likes geometric designs. Starting with darks, she painted several rectangles using a combination of dark colors and



layering darker colors on top. Gradually, she added lighter colors and splattered paint to the light areas, and a collage was included, gradually developing the painting with bright accents of red and yellow. She added lines and other details with watercolor crayons and pencils.

Pat will be teaching a workshop with CWA next year.

**[Click here](#)** to the demo on YouTube.



### Follow CWA on Social Media

Follow us on Facebook and Instagram to stay updated on our activities. CWA Social Media is your go-to resource for information, promoting the CWA, our members, events, and more.

We invite you to contribute to our CWA Instagram and Facebook feeds.

**[Click here](#)**  
to follow us on Instagram

**[Click here](#)**  
to follow us on Facebook

**[Click here](#)**  
to submit content.

### 55th International Exhibition Catalogs

## \$20

A limited number of catalogs are still available! Take home all 85 paintings in this 28-page, full-color catalog that commemorates the 55th International Exhibition.

Additionally, we have a limited supply of catalogs from previous years available for \$8.

**[Click here](#)**  
to make a purchase.





# Plein Air — Old Borges Ranch, Walnut Creek

Saturday, July 12, 2025, 10:00 am–1:00 pm



The former ranch of early Walnut Creek pioneer Frank Borges serves as the main location for activities at Walnut Creek's Shell Ridge Open Space. The ranch complex includes a blacksmith shop, several outbuildings, and displays of farm equipment. Additionally, there is a barn and a covered trellis that are available for group reservations. The Borges family home, built in 1901, features historical exhibits from the early 1900s and is listed on the National Register of Historic Places.

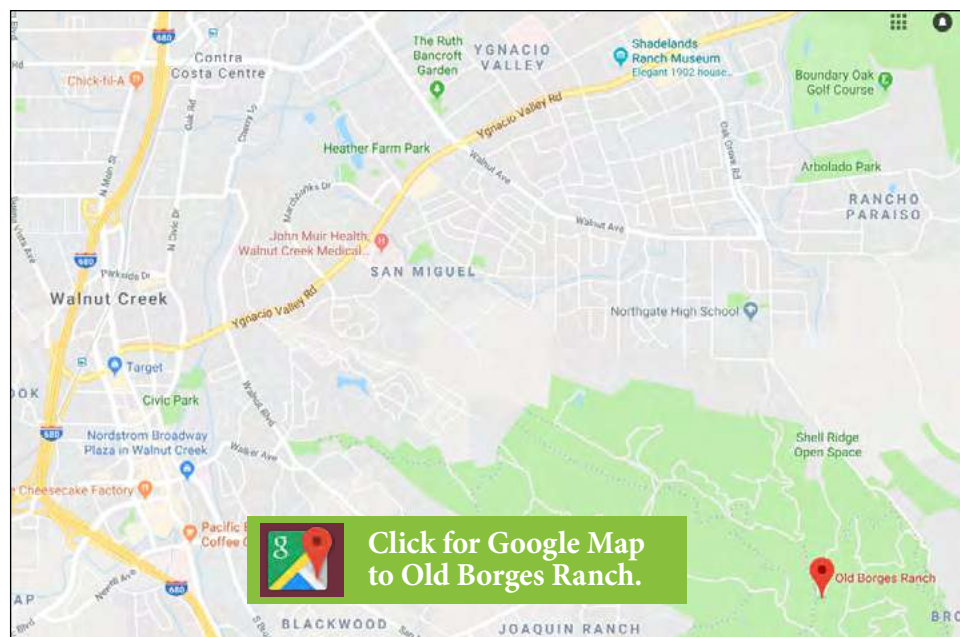
We will meet at 10:00 am in the parking lot of the first picnic area. We will decide on a location for lunch and a critique at 12:30 pm, likely in the shady picnic area. Please remember to park in designated areas; restrooms are available. Be sure to bring water and lunch. Note that the event will be canceled in case of rain.

Old Borges Ranch  
1035 Castle Rock Road  
Walnut Creek, CA 94598

[Click here](#) for further info about Old Borges Ranch.

## Questions?

Contact Nutan Singh, Plein Air Coordinator  
Email: [nutan.finearts@gmail.com](mailto:nutan.finearts@gmail.com)







## CWA Board of Directors

President	VACANT
Vice President/Membership	VACANT
Secretary	Leslie Wilson
Director, Budget	Kathleen Catton
Director, Member Shows	Kathleen Stumpf
Director, Communications	Jessica de Jesus
Director, Programs	Lis MacDonald
Director, International Exhibition	VACANT
Co-Director, Community Outreach	Sheila Cain
Co-Director, Community Outreach	Georganne Zaro
Director, Workshops	Joe Tringali
Member At-Large	Rekha Joshi
Member At-Large	Sharon Hopkins

## CWA Support Personnel

Bookkeeper	Melissa Alva
Membership/Data Manager/ Webmaster	Adrienne Hefter
Newsletter Editor	Patricia Rosa

## CWA Volunteer Committees

Audio Visual Set Up	VOLUNTEER NEEDED
Community Outreach	Sheila Cain Maggie Metcalf
Co-Video Librarians	Joe Tringali (Chair) Barb Bochenek Madeline Shelby
Co-Hospitality	Susan Scolnick Jean Holmes Sharon Hopkins
56th International Exhibition	Jessica de Jesus Iretta Hunter Carol Husslein Pat Lauer Samantha McNally Marilyn Miller Ruth Miller Pat Moseuk Patricia Rosa Joe Tringali Leslie Wilson
Mail Distribution	Carol Husslein
Panel Rental	Carol Husslein
Plein Air	Nutan Singh
Workshop Registrar	Kirsten Theurer

## To Email a Board, Staff or Committee Member:

Go to [www.californiawatercolor.org/contact.php](http://www.californiawatercolor.org/contact.php) and choose a recipient from the drop-down menu.

## Member News



*China Beach* by Bernie Stein



*La Quinta Path* by Bernie Stein

### Bernie Stein

Bernie's painting, *China Beach*, has been selected for the American Watercolor Society's 2025 Associate Members Online Exhibition, which takes place from June 12–August 30, 2025.

[Click here](#) to view the exhibition online.

Additionally, Bernie's painting, *La Quinta Path*, has been chosen by juror Geoff Allen to be featured in the San Diego Watercolor Society's Annual Out 'n' Plein Air Exhibition, which will take place July 2–30, 2025.

[Click here](#) to view the exhibition online.

Find Bernie on Instagram [@stein\\_watercolors](#)

### Marion Leggett

Marion's painting, *San Francisco, at the Seashore*, is on display in the juried show, Level Up — Play and Literature, at the Harrington Gallery in the Firehouse Arts Center in Pleasanton. Show is open May 31–August 2, 2025.

Artist's website at [marion-leggett.pixels.com](http://marion-leggett.pixels.com)



*San Francisco, at the Seashore* by Marion Leggett

## Welcome New CWA Members

Susan Beauchamp, Ellen Hedfield, JK O'Riley,  
Teresa J. Sharp, Denise Springer

[Click here](#) to email membership, then choose  
Membership Director from the Recipient drop-down menu.

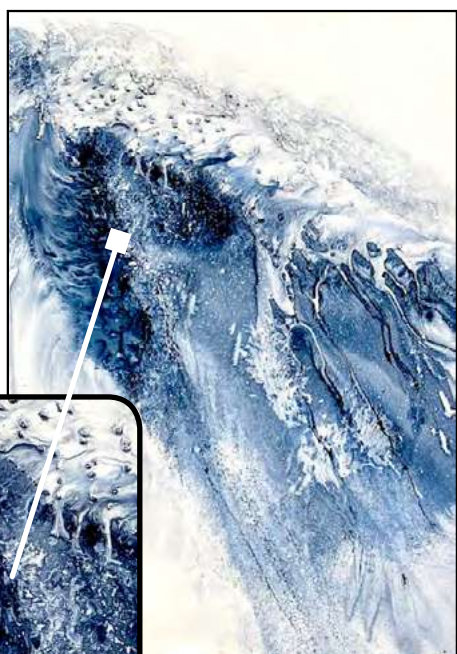

[Click here to Join or Renew Today!](#)

## The Drawing Board

*continued from page 2*

place another color alongside, such as Royal Blue, Sepia, French Ultramarine, Raw Umber, or some of the iridescent colors, they fight with each other.

At the beginning, I hardly ever use brushes. Instead, I mix my paints to achieve the desired consistency in small pots and squeeze bottles with needle tips. I pour my Sodalite in long lengths, then one of the other colors alongside. Tipping my board, and rocking it, I gently let gravity become my collaborator. For additional texture, I may spritz with water (I don't use salt or alcohol, but they work similarly). As the pigments move, they fight with each other creating blooms, reactions, and textures. As the process begins to dry, I start to see shapes. My California Coast series started this way. I saw waves, shorelines, distant islands, coves, and storms. I sculpt out of this chaos with flat thin-beveled brushes, and others as needed, working purposely on my composition, eliminating and adding additional paint.



I don't need reference images. I draw from my memories and experience in plein air letting those impressions guide me. I usually work on several paintings at once—right now, six are on my boards. I take my time. Some pieces sit for days, months, or even years until they tell me how to finish them. Alternatively, I can wipe them clean and start over. After all, it's Yupo!

### A World of Possibilities

There are so many techniques for working on Yupo—far more than I can include here. Artists are working with Yupo realistically to experimentally create beautiful portraits, florals, landscapes, abstracts, and more.

Curious? Check out YouTube tutorials or find a workshop. Better yet, get yourself a sheet of Yupo, grab some wild colors, and start playing. Let go of perfection. Let the paint do its thing. You never know where it might take you. If you're interested in diving deeper into experimental art, look up the International Society of Experimental Artists (ISEA), co-founded by Maxine Masterfield. It's a treasure trove of inspiration and community.

Now go forth, splash some paint, and let the magic begin.

*Georganne Zaro*

Co-Director, Community Outreach

## BENICIA *Plein Air* GALLERY

### Artist Opportunity

The Benicia Plein Air Gallery is seeking an artist member! They currently have an opening for an artist who creates plein air paintings or works inspired by the plein air style. To learn more about how to apply for membership, please visit our website and navigate to the membership page. Applicants should reside within approximately 30 minutes of Benicia and have a desire to be part of a vibrant art community in this historic town, which is home to many art galleries.

[www.beniciapleinair.com](http://www.beniciapleinair.com)





# CWA Member Resources



## Watch Us on YouTube!

Did you miss a general meeting demo? Want to go back and review part of a demo again? Watch now on YouTube.

Check out our YouTube Channel and subscribe to get notified of our latest demos from your favorite artists! Don't forget to subscribe to the channel!

Thank you, and enjoy!



CWA Michael Holter Demo



CWA Stephen Berry Demo



CWA 50th National Art Show at the Harrington Gallery



CWA 50th National Show 2020



CWA Roland Lee Demo



CWA Leslie Wilson Demo

And More!



**Click here to go to the CWA YouTube Channel, and don't forget to click the subscribe button!**

<https://www.youtube.com/c/CaliforniaWatercolorAssociation>



## CWA Video Library

Staying engaged and creative is easy...just go to the CWA website and view the library catalog, note the video that you are interested in, and send Madeline the catalog number in an email and she will check to see if it's available. She will let you know about its availability and mail it to you if available. It is your responsibility to return the video 30 days after receiving. It can be dropped off at Madeline's home or mailed. All you need to do is pay postage.

[Click here to view our entire catalog.](#)

It can also be found by going to our website and clicking the **About Us Tab** and following the link to **Video Library**.

**Checking out a video will be simple, please follow the steps below:**

- 1) You must be a Member
- 2) Once you find a video that you are interested in, note the **Catalog Abstract Number**.
- 3) Email me at [madlnshelby@aol.com](mailto:madlnshelby@aol.com), with the **Catalog Abstract Number** and I will check its availability. I will send you a verification if it is available or let you know if it is checked out.
- 4) If the video is available we will mail it to your home via USPS. Your address on your membership records will be used for shipping.
- Please log in and make sure your address information is up-to-date.
- 5) Your rental period is for 30 days. You are responsible to return the video to me. You are responsible for return shipping costs.

**Return Address:**  
**Madeline Shelby**  
**482 Broadmoor Blvd.**  
**San Leandro, CA 94577**

- 6) Members who return videos after 30 days must pay a \$5.00 Late Fee. Lost videos must be replaced at the video replacement value.

We are excited to offer this service and hope it will lead to your creative enjoyment.

*Madeline Shelby*





# 2025 CWA Calendar

CALIFORNIA WATERCOLOR ASSOCIATION

## 56<sup>th</sup> INTERNATIONAL EXHIBITION

January 31–March 15, 2026

[Click here for Prospectus](#)



Venue: Arts Benicia — Commandant's Home  
1 Washington St., Benicia, CA 94510

### General Meetings & Demos


January 15, 2025	Mike Hernandez
February 19, 2025	Leslie Wilson
March 19, 2025	Gary Tucker
April 16, 2025	Stephen Berry
May 21, 2025	Michael Reardon
June 18, 2025	Pat Moseuk (IN-PERSON)

July 2025

Summer Break — NO MEETING

August 20, 2025	Dale Laitinen
September 17, 2025	Frank Eber
October 15, 2025	Keiko Tanabe
November 19, 2025	Geoff Allen
December 2025	Winter Break—NO MEETING

Go to **Monthly Meetings** under the **About Us** tab at [www.californiawatercolor.org](http://www.californiawatercolor.org) for updates.



### CWA Workshop Series

January 11–12, 2025	Mike Hernandez
Painting the Landscape in Gouache (ZOOM)	
February 25–27, 2025	Michael Holter
Watercolor Impressionism, Landscapes and Cityscapes (ZOOM)	
March 21–23, 2025	Gary Tucker
Finding Confidence with Watercolor (ZOOM)	
April 23–25, 2025	Michael Reardon
Watercolor Techniques (IN-PERSON)	
May 16–18, 2025	Amit Kapoor
How to Capture the Magic of Light and Shadow, and How to Simplify a Complicated Subject (IN-PERSON)	
June 16–18, 2025	Thomas Schaller
Design and the Power of Imagination (ZOOM)	
October 27–29, 2025	Keiko Tanabe
Keep it Simple and Strong (IN-PERSON)	

To request additional information, go to [www.californiawatercolor.org/contact.php](http://www.californiawatercolor.org/contact.php) and choose **Workshops** from the **Recipient** drop-down menu.

### Plein Air



Old Borges Ranch, Walnut Creek

Saturday, July 12, 2025, 10:00 am–1:00 pm

[Click here to RSVP](#)

Other Plein Air Opportunities

**Contra Costa Plein Air**

[Click here](#) for posts of upcoming paint-outs on their blog, or [click here](#) to visit Contra Costa Plein Air on Facebook.